

PRC FIL TEK

CATALOGUE MADE TO MEASURE 19·20

PROFILTEK 
CUSTOM SHOWER SPACES



FIXED



FIXED NORDIC

FN

FIXED ONE

ONE

HIT

HI

WIND

WI

VETRO

VT



ELMA

EL

TAKE

TA

SLIDING

NELL

NE



DASHA

DA

VITA

VA

MOON

MO

STEEL

ST



KEISY

KE



MAGNA

MA

SWINGING

ARCOIRIS PLUS

AC

NEWGLASS

NG

CHLOE

CH

GLOSS

GS

FOLDING

ARCOIRIS PLUS

ACp

NEWGLASS

NGp

SPECIALS
PMR

**SP /
PMR**



KONVERT

KV

IMAGIK

IGK



30 years, more Profiltek than ever.

Pursuing the excellence means setting new goals. These goals are achieved by offering to our clients our best product and service.

After 30 years of a consolidated journey in the design and the production of shower spaces, we are positioned as one of the leaders in the bathroom industry.

This is a competitive and specialized segment which drives us toward a constant evolution, committing in new challenges and dreams. This is our way to innovate through the excellence. Do you join us?





Tailored to fit your dreams.

In **Profiltek**, we are totally aware that all kind of shower space is as important as an individual or a bathroom project. It needs a satisfying solution for the most exigent expectation.

If you are looking for the best shower solution, unique and customized to your decorative style, get inspired in this catalogue, you are in the best hands.

Profiltek offers the widest range of products of the industry. Surely you could find the best option for your needs, many finishing solutions and customized possibilities. Finally you can design the bathroom you have always dreamt of.



At the Service of our distributors.

You can always rely on our deliveries. This is what led Profiltek to become leader in the industry.

We dispose of our own transport network in Spain for a minimum delivery lead time.



For your convenience, you can find the identification code of your product underneath the logo of each shower enclosure by removing the cover. It will be required in case of spare parts needed or any other request regarding the product.

Guarantee Certified.

The excellence is one of our priorities. In order to achieve it, we employ the best quality in terms of materials and processes for our products, according to the European Standards EN 14428:2016 and the CE marking, which set the requirements for the shower enclosures' manufacturing.

- Optimal enclosure properties.
- Resistance to corrosion.
- Resistance to dry-wet change.
- Durability and stability.
- Maximum watertightness.
- Easy cleaning.

Proprietary quality control laboratory.

Our in-house Laboratory allows us to carry out full quality controls, in order to assure the strict compliance of all regulations.

- Safety: European standard EN 12150-1.
- High quality profiles: European standard EN 12220-1.
- Highly resistant coatings: DIN EN ISO 2409.
- Glass for building: European standard EN 12150.
- Profiles and coating: European standard EN ISO 8994.
- Corrosion in artificial salt-fog atmospheres EN ISO 9227.

Quality Certified.



UNE-EN 14428:2016
Bath enclosures



UNE-EN 14428:2016
Bath enclosures



UNE 166002:2014
R&D&I management



ISO 9001:2015
Quality Management
System



ISO 9001:2015
Quality Management
System

Trust in Profiltek.

Test 1: Chemical products



Profiltek



Other

Test 2: Neutral salines spray



Profiltek



Other

These images show the standard tests carried out on a sampling of aluminium profile.

You can appreciate a standard chromated aluminium profile sampling from Profiltek compared to another manufacturer's sampling having the same characteristics.

Web experience.

Now our website profiltek.com/en is much more simple and intuitive, being a technological experience conceived for simplifying your requests.

Now you can:

- Get to know us in-depth.
- Configure and view the product you want.
- Request quotes.
- Process your orders.
- Track your purchases.
- **And much more!**

profiltek.com/en



Virtual Decorator.

Thanks to our Virtual Decorator you will be able to:

- Quickly view your personalised product with a high degree of realism.
- Have a quotation.
- You can transform your quotes into orders with a single click.
- Reduces product delivery times.
- Track the status of your orders and delivery times online.

profiltek.com/decorador

 **100%
CUSTOMISABLE**



Follow us:



Pionner system **launched in 2011**
5.000.000 of enclosures customized
300.000 configurations downloaded
1 of 2 configurations becomes a quotation
70% of our orders are online.

Professional area.

Our professional section allows to realize all the required managements, in a simple and quick way:

- Track the status of your orders and delivery times online.
- Edit, modify and confirm your quotes.
- Your documents are always in order and available for download in PDF format and Excel.
- Secure payment of outstanding invoices by credit card with POS terminal.
- Choose the format in which you like to receive your invoices, e-mails, alerts...
- Request spare parts.
- Your data in the store locator.
- Download of posters.
- Spare parts catalogue.


More
visual and
intuitive

Optimized
content

Useful
and easy
to use

Simplifies
your job





IMAGIK, a glass canvas.

We have renewed our pioneering digital impression technology, Imagik!

Our recognized digital impression system has evolved thanks to new facilities, equipment and the use of innovative ceramic, inorganic and translucent colors.

You will be obtain amazing results with 6 main colors of impression, applied through injection heads.

You will have images, colors and designs on glass quicker, long lasting and with an elegant translucent effect.

PIONEER IN DIGITAL PRINTING

Contract, the core of the decoration.

In Profiltek we always pursue the excellence and with this aim we take the customization of contract projects to the next level, for an outstanding result, adapted to each of our client's personality.



profiltek.com/en/en-project-division-contract




Architect: Natalia Zubizarreta
Photographer: Felipe Scheffel Bell

Index



20 Finishes.

- 20 Teknoclean
- 22 Types of glass
- 24 Ecliptek 
- 25 Types of Acrylic
- 26 Profile finishes
- 28 Accessories
- 32 Degree profiles 
- 34 Satined Decorations



38 Fixed.

- 38 Fixed Nordic 
- 48 Fixed One

60 Sliding.

- | | | | |
|----|---|-----|-------|
| 60 | Hit | 100 | Vita |
| 66 | Wind | 108 | Moon |
| 72 | Vetro | 114 | Steel |
| 78 | Elma  | | |
| 84 | Take | | |
| 90 | Nell | | |
| 94 | Dasha  | | |

120 Swinging.

- 120 Keisy 
- 128 Magna 
- 136 Arcoiris Plus
- 142 Newglass
- 148 Chloe
- 154 Gloss

160 Folding.

- 160 Arcoiris Plus
- 166 Newglass

172 Specials.

180 PMR Healthcare.

186 Konvert.

194 Imagik.

TEKNOCLEAN

Our DNA is clearly marked by innovation, by the development of new solutions that help improve the experience of our customers. **Teknoclean** comes from this innovation, an intelligent system, applicable to glass surfaces forming a protective film that repels liquids and minimises the build up of dirt and lime scale, offering impeccable, fast and long-lasting cleaning.

After numerous and rigorous endurance tests, a Profiltek study certified the effectiveness and reliability of the **Teknoclean** system, having obtained the best results and certifying that the application methods provide adequate adhesion, allowing the enclosures to be cleaned more quickly and comfortably.

Among the main advantages of using **Teknoclean** in enclosures, the following could be highlighted:


- Easier cleaning.
- Preserves that “brand new” look for a longer period of time.
- Minimises deposits of lime scale and polluting substances.
- Provides a non-stick surface.
- The coating is resistant to standard cleaning products.
- Protects against tough stains such as oils and fatty substances.

TEKNOCLEAN: 4000 scrubbing cycles. **8 years wihtout lime scale***

TEKNOCLEAN



WITH TEKNOCLEAN



WITHOUT TEKNOCLEAN

*The Teknoclean treatment is not a self-cleaning treatment, that is why we recommend regular cleaning of your enclosure with the products recommended by the manufacturer. The durability of the treatment can last for 8 years if properly maintained



Types of glass



Clear



Smokey Grey



Blue



Etched



Master Carré



Carglass



Master Line



Mirastar Mirror



Ecliptek



Satin



Imagik



DECORATIONS OF SATIN OR IMAGIK GLASS ARE AVAILABLE ON CLEAR, BLUE OR SMOKEY GREY GLASS.

OPTIONS TO CHOOSE DIFFERENT GLASS

		FRONTAL AND ANGULAR ENCLOSURES										
		Clear	Smokey Grey	Blue	Etched	Master Carré	Carglass	<div>N</div> Master Line	<div>N</div> Mirastar	<div>N</div> Ecliptek	Satin	Imagik
<div>N</div>	FIXED NORDIC	✓	✓	✓	✓	✓		✓	✓	✓	✓	✓
	FIXED ONE	✓	✓	✓	✓	✓	✓		✓		✓	✓
	HIT	✓	✓	✓	✓	✓	✓				✓	✓
	WIND	✓	✓	✓	✓	✓	✓				✓	✓
	VETRO	✓	✓	✓	✓	✓	✓				✓	✓
	ELMA	✓	✓	✓	✓	✓	✓				✓	✓
	CRISTALDUX	✓	✓	✓	✓	✓	✓				✓	✓
<div>N</div>	TAKE	✓	✓	✓	✓	✓	✓				✓	✓
	NELL	✓	✓	✓	✓	✓	✓				✓	✓
	DASHA	✓	✓	✓	✓	✓					✓	✓
	VITA	✓	✓	✓	✓	✓					✓	✓
	MOON	✓	✓	✓	✓	✓					✓	✓
	STEEL	✓	✓	✓	✓	✓					✓	✓
	ECODUX	✓			✓	✓	✓				✓	✓
	NOVAMAS	✓			✓	✓	✓				✓	
	KEISY	✓	✓	✓	✓	✓	✓				✓	✓
	MAGNA	✓	✓	✓	✓	✓	✓				✓	✓
<div>N</div>	ARCOIRIS PLUS	✓	✓	✓	✓	✓	✓				✓	✓
	NEWGLASS	✓	✓	✓	✓	✓	✓				✓	✓
	CHLOE	✓	✓	✓	✓	✓	✓				✓	✓
	GLOSS	✓	✓	✓	✓	✓					✓	✓
	DUNA	✓			✓	✓	✓				✓	✓
<div>N</div>	KONVERT	✓	✓	✓	✓	✓	✓		✓		✓	✓
	SPECIALS	✓	✓	✓	✓	✓	✓				✓	✓
	PMR	✓	✓	✓	✓	✓	✓				✓	

View availability under Rates, depending on model.

	CURVED ENCLOSURES				
	Clear	Smokey Grey	Master Carré	Carglass	Sand blasting
WIND	✓				✓
VETRO	✓				✓
STEEL	✓				✓
CRISTALDUX	✓	✓	✓	✓	✓
ECODUX	✓		✓	✓	✓

ADDITIONAL INFORMATION

- » Table of general features. For more detail, we recommend that you review the features and notices for each item in the series.
- » Carglass not available for 8 mm glass.
- » The Gloss series and 10 mm One fixed panels are only available with Clear Glass and Etched.
- » Decorations with Satin and Imagik are not available for curved enclosures. Curved enclosures are only available with sand blasted effects.



Privacy to suit you.



CHARACTERISTICS

Now, with Ecliptek, you are in control of what you need at all times, because you do not always feel the same, with a simple remote control you can make the glass of your Profiltek enclosure more opaque or leave it transparent.


A spectacular effect and a flawless operation.

- Opaque laminated glass that becomes transparent through electric current.
- The consumption is 8W/m2 when it is on (transparent).
- Ecliptek operates between 60-80V so the transformer is supplied by the manufacturer.
- For more information see the Fixed Nordic series.
- Only available in FN-2001 and FN-2015.

Types of acrylic



Agua Viva



Point

	FRONTAL AND ANGULAR ENCLOSURES		CURVED ENCLOSURES	
	Agua Viva	Point	Agua Viva	Point
ECODUX	✓	✓	✓	✓
NOVAMAS	✓	✓		
DUNA	✓	✓		
FIXED ONE (OP-1000/2000)	✓	✓		



Profiling finishes



Glossy chrome



High gloss silver*



Silver*



Steel



White*



Matt gold*



Bronze*



Black

* For these profile finishes, handles, knobs, towel rails, trims and base profiles will be supplied in Glossy Chrome.

OPTIONS TO CHOOSE DIFFERENT PROFILES

		FINISHES							
		Glossy chrome	High gloss silver	Silver	Steel	White	Matt gold	Bronze	Black
N	FIXED NORDIC		✓				✓		✓
	FIXED ONE	✓	✓	✓		✓		✓	✓
	HIT		✓	✓		✓			
	WIND		✓	✓		✓			
	VETRO	✓		✓		✓		✓	
N	ELMA		✓						
	CRISTALDUX	✓	✓	✓		✓			
	TAKE		✓	✓		✓			
	NELL		✓	✓		✓			
	DASHA		✓						
	VITA	✓		✓		✓			✓
	MOON	✓							
	STEEL				✓				
	ECODUX	✓	✓	✓		✓			
	NOVAMAS			✓		✓		✓	
N	KEISY	✓	✓	✓		✓			
	MAGNA		✓						
	ARCOIRIS PLUS AB	✓	✓	✓		✓		✓	✓
	NEWGLASS AB	✓							✓ N
	CHLOE	✓							
	GLOSS	✓							
	ARCOIRIS PLUS PL	✓	✓	✓		✓		✓	✓ N
	NEWGLASS PL	✓							✓ N
	DUNA		✓	✓		✓			
N	KONVERT	✓	✓	✓		✓			✓ N
	SPECIALS	✓	✓	✓		✓		✓	✓
	PMR	✓	✓	✓		✓		✓	✓

View availability under Rates, depending on model.

Accessories

HANDLES



Oxford Handle
Glossy chrome finish



Oxford Handle
Black finish



London Handle
Glossy chrome finish



Turin Handle
Glossy chrome finish



Turin Handle
Black finish



Paris Handle
Glossy chrome finish



Monaco Handle
Glossy chrome finish



Porto Handle
Glossy chrome finish



Luca Handle
Glossy chrome finish



Dover Handle
Steel finish



Siena Handle
Glossy chrome finish



Siena Handle
Black finish



Nantes Handle
Glossy chrome finish



Bremen Handle
Glossy chrome finish



Gante Handle
Glossy chrome finish

KNOBS AND TOWEL RACKS



Bristol Knob
Steel finish




Denver Knob
Glossy chrome finish



Oslo Knob
Glossy chrome finish



Sofia Knob
Glossy chrome finish



Sofia Knob
Black finish



Versalles Knob
Glossy chrome finish



Glass Hole



Viena Towel rack
Glossy chrome finish



Viena Towel rack
Black finish



Praga Towel rack
Glossy chrome finish



Sidney Towel rack
Glossy chrome finish



Sidney Towel rack
Black finish

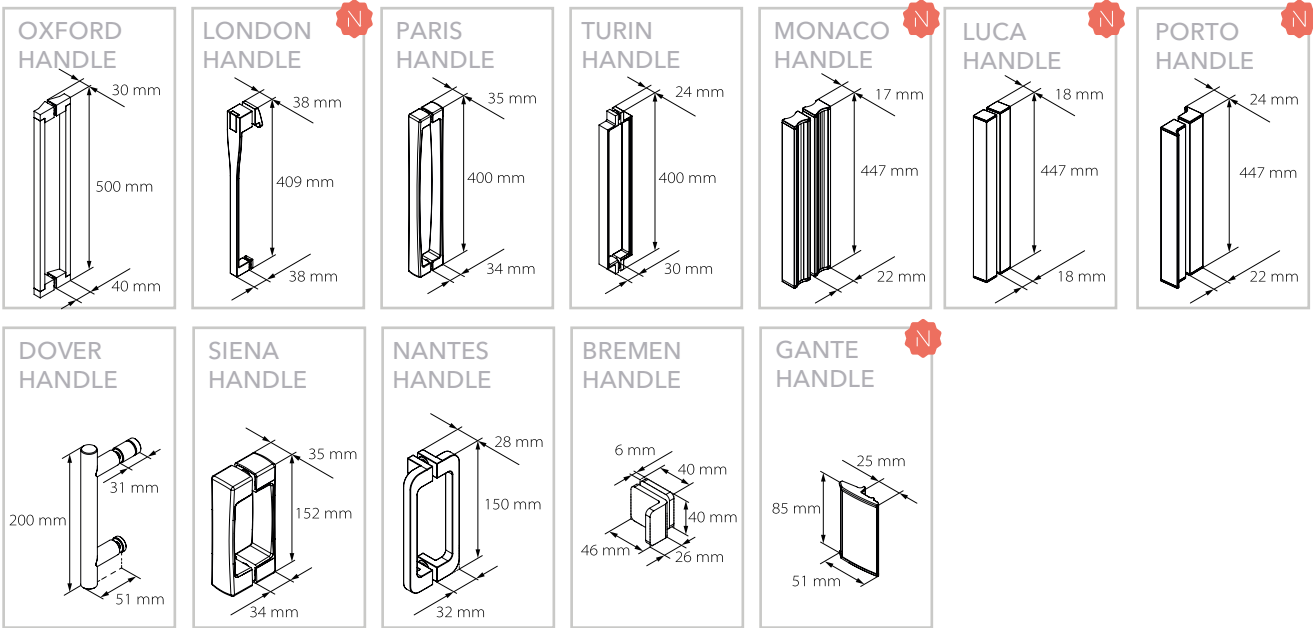


Integrated hanger

HANDLES												
	Oxford	<div>N</div> London	Paris	Turin	<div>N</div> Mónaco	<div>N</div> Porto	<div>N</div> Luca	Dover	Siena	Nantes	Bremen	<div>N</div> Gante
<div>N</div> FIXED NORDIC												
FIXED ONE											OP	
HIT	OP		✓	OP	OP	OP	OP		OP			
WIND	OP		OP	OP	OP	✓	OP		OP	OP		
VETRO	OP		OP	✓	OP	OP	OP					
<div>N</div> ELMA	OP		OP	OP	OP	OP	✓		OP			
CRISTALDUX	OP			OP	OP	OP	OP		OP	✓		
TAKE	OP			OP	OP	OP	OP		OP	OP		
NELL	OP			OP	OP	OP	OP		OP	✓		
<div>N</div> DASHA	OP		OP	OP	✓	OP	OP		OP			
VITA	OP		OP	✓	OP	OP	OP					
MOON	OP		OP	OP	OP	OP	OP		OP	OP		
STEEL								OP				
<div>N</div> KEISY	OP	✓	OP	OP			OP		OP			
<div>N</div> MAGNA	OP	OP	OP	OP	✓	OP	OP		OP	OP		
ARCOIRIS PLUS AB	OP	OP	OP	OP	OP	OP	OP		OP	OP		
NEWGLASS AB	OP	OP	OP	OP	OP	OP	OP		✓	OP		
CHLOE	OP	OP	OP	OP	OP	OP	OP		OP	OP		
GLOSS	OP	OP	✓	OP			OP					
ARCOIRIS PLUS PL		OP		OP	OP	OP	OP		✓	OP		
NEWGLASS PL		OP		OP	OP	OP	OP		✓	OP		
DUNA												✓
<div>N</div> KONVERT	OP			✓								
SPECIALS	OP	OP	OP	OP	OP	OP	OP	OP	OP	OP		
PMR										✓		

AS STANDARD: ✓ OPTIONAL: OP

ACCESSORIES DIAGRAMS



*Table of general features. For more detail, we recommend review each series.

KNOBS							TOWEL RACKS			
	Bristol	Denver	Oslo	Sofía	Versalles	Glass Hole	Viena	Praga	Sidney	Integr. hanger
<div>N</div> FIXED NORDIC							OP	OP	OP	
FIXED ONE							OP	OP	OP	OP
HIT		OP			OP	OP	OP		OP	
WIND		OP			OP	OP	OP		OP	
VETRO		OP			OP	OP	OP		OP	
<div>N</div> ELMA		OP			OP	OP	OP		OP	
CRISTALDUX		OP			OP	OP	OP		OP	
TAKE		OP			✓	OP	OP		OP	
NELL		OP			OP	OP	OP		OP	
<div>N</div> DASHA		OP			OP	OP	OP		OP	
VITA		OP			OP	OP	OP		OP	
MOON		✓			OP	OP	OP		OP	
STEEL	✓					OP				
<div>N</div> KEISY						OP	OP		OP	
<div>N</div> MAGNA			OP	OP		OP	OP		OP	OP
ARCOIRIS PLUS AB			OP	✓		OP	OP		OP	OP
NEWGLASS AB			OP	OP		OP	OP		OP	
CHLOE			✓	OP		OP	OP		OP	
GLOSS			OP	OP		OP	OP		OP	
ARCOIRIS PLUS PL							OP		OP	
NEWGLASS PL			OP				OP		OP	
DUNA							OP		OP	
<div>N</div> KONVERT										
SPECIALS	OP	OP	OP	OP	OP	OP	OP	OP	OP	OP
PMR										

COMBINE ACCESSORIES TO YOUR LIKING

We offer various combinations of accessories for all series. If you would like any other combination that isn't represented, contact Customer Service and we will advise you.

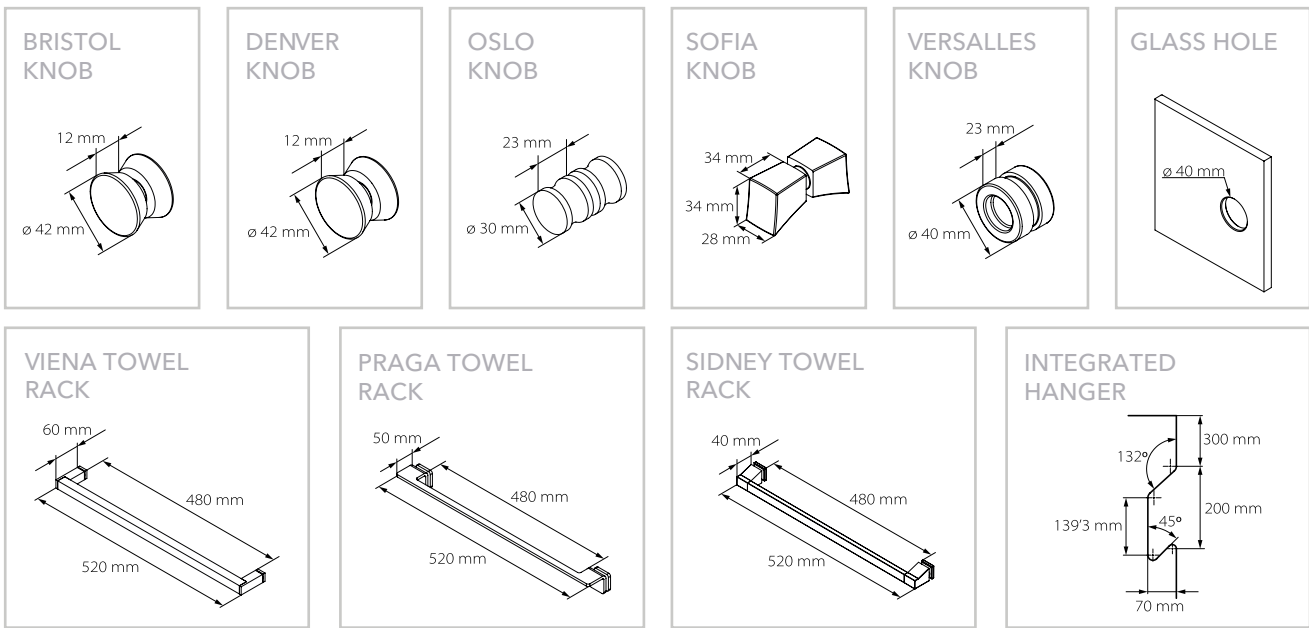
TOWEL RACKS

- Unless indicated otherwise, the towel rack shall be centred halfway up the enclosure.
- Towel racks are always fixed in place with a minimum width of 600 mm.
- Towel racks available for Ecodux and Novamas: Sidney and Viena.




IDEA

Use the Oxford handle as a towel rack by placing it in horizontal series, where F = 600 mm or more.

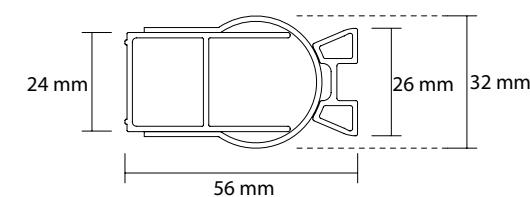


*Table of general features. For more detail, we recommend review each series.

Degree profiles

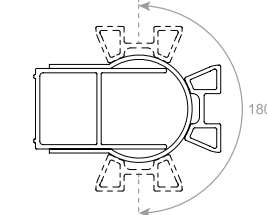



GENERAL MEASUREMENTS



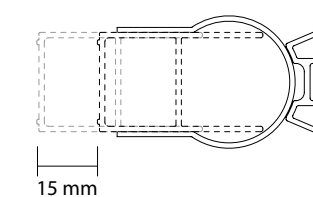
The set of straight profiles measures 56 mm. The width of the wall profile is 24 mm, while the profile marking the degrees is 26 mm wide. The diameter of the circular profile is 32 mm.

POSITIONS




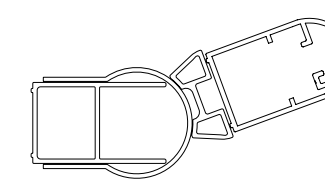

The positions that the profiles can take up range from 90° to 270°.


OFFSET



The compensation the degree profiles allow for is 15 mm.

EXAMPLES OF CONFIGURATIONS WITH PROFILES





SATIN, the result of R&D

For years, sandblasting has been one of the most widely used techniques despite its complex application.

However, at **Profiltek**, thanks to our tireless pursuit of excellence, through an exhaustive process of research and development, we have achieved an improved solution capable of delivering the best results in a much simpler and more elegant way: the **Satin**.

The **Satin** consists of a digital printing technique on glass that enables easy cleaning, continuity of graphics regardless of the number of panels or size of overlaps.

Discover the evolution of sandblasting, **Satin Profiltek, same result, more advantages.**

Satined Decorations

WITH DIGITAL PRINTING



Triangle (*)



Arrow (*)



Dots (*)



Organic (*)



Trend (*)



Medium



Bold



Whole



Italic



Malla



Regular



Light



Digit



Rayas



Degradé



Barrok (*)



Splash



Volutas (*)



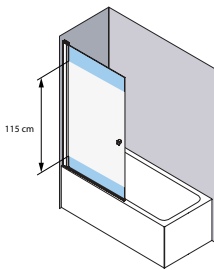
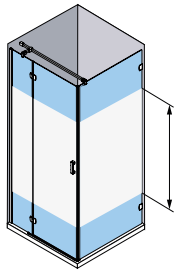
Mariposas



Personalised

DECORATION MEASUREMENTS

The height of the decoration is always fixed, both in our designs and in those that our clients propose to us: 115 cm.



ADDITIONAL INFORMATION

- » Satined decorations are not available for curved enclosures. The sandblasting technique is only available for curved enclosures. Decorations marked with (*) are not available for curves with sandblasting.
- » Decorations shown on model Fixed One (OB-2000). The images shown have finishes, shades and characteristics that are merely indicative of the final result and these images shall in no case be considered binding to the manufacturer or distributor.

PROFILTEK

NEW



New fixed profiles with the possibility of applying new **Ecliptek** technological glass or a **Mirastar** mirror.



New finishes in Matt Gold profile and Master Line glass

SERIES FIXED NORDIC

CHARACTERISTICS:

- » Aluminium profiled fixed.
- » 8 mm tempered glass.
- » 10mm profile offset.
- » Multi-position stabiliser bar in Glossy Chrome, Black or Matt Gold finish.
- » New technological glass Ecliptek optional for FN-2001 and FN-2015. See technical specifications on p. 10 of the rate catalogue.
- » Towel racks Glossy Chrome or Black finish optional according to model.
- » Optional Teknoclean feature.

100%
CUSTOMISABLE

1



1. FN-2001. 120x195cm · Frontal 1 fixed profiled panel · Aluminium Black finish · Clear Glass.



NEW MATT GOLD
FINISH

NEW MASTER LINE
GLASS

1. FN-2001. 120x195cm · Front 1 fixed profiled panel · Aluminium in Matt Gold finish · Master Line glass. **2. FN-2031.** 130x30x195cm · Front 1 fixed profiled panel + 1 fixed adjoining profiled panel · High Gloss Silver Aluminium finish · Clear Glass.



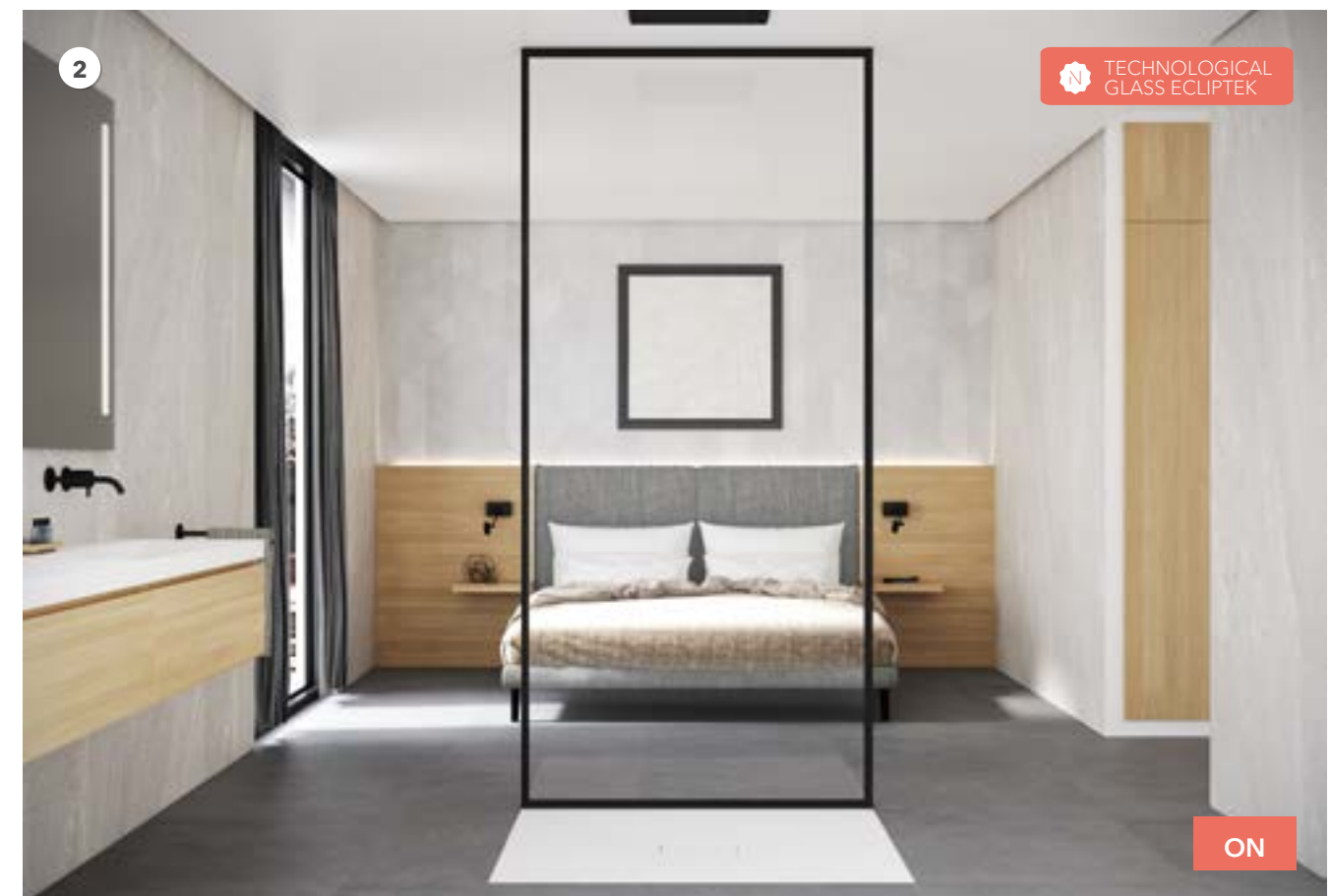


1. FN-2002. 140x195cm · Front with 2 fixed profiled panels · Aluminium Black finish · Clear Glass. **2. FN-2002.** 100x195cm · Front with 2 fixed profiled panels · Aluminium Black finish · Clear Glass · Imagik decoration model Paralel (TEX-10-02 A). **3. FN-2003.** 140x195cm · Front 3 fixed profiled panels · Aluminium Black finish · Clear Glass + Mirastar mirror glass.





1. FN-2001. 160x195cm · Frontal 1 fixed profiled panel · High Gloss Silver Aluminium finish · Clear Glass.



2. FN-2001. 120x220cm · Aluminium Black finish · Technological Glass **Ecliptek**.

SERIES FIXED ONE



New fixed panel recessed to the wall.



Stabiliser bar with optional LED.
Available in Glossy Chrome and Black.

CHARACTERISTICS:

- » Wide variety of models and finishes for fixed panels.
- » Fixed one panel showers, 100% customisable and tailor-made according to the needs of each bathroom.
- » Possibility of choosing the thickness of the glass, the type of profile and the fixing bar which adapts to the bathroom space.
- » Wide variety of accessories such as towel rails, integrated hangers, LED bar and special cut-outs in the enclosure.
- » Possibility of Satin or Imagik decorations.



100%
CUSTOMISABLE



NEW FIXED
FLOOR-TO-
CEILING PANEL

NEW EASY TO
INSTALL SYSTEM




1. OL-2015. 140x250cm · 1 Fixed panel floor-to-ceiling · Aluminium Black finish · Clear Glass · Viena Towel Rack optional. Black finish.

1

NEW LED LYON
BAR

ONE



2

NEW WALL-
MOUNTED FIXED
PANEL

PLACEMENT OPTIONS



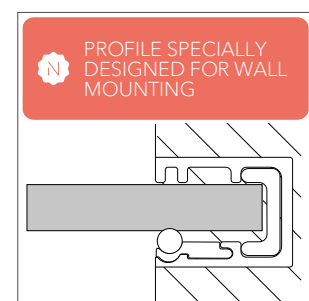
Profile to the wall



Semi-recessed







Built-in





See page 23 of Rate Catalogue

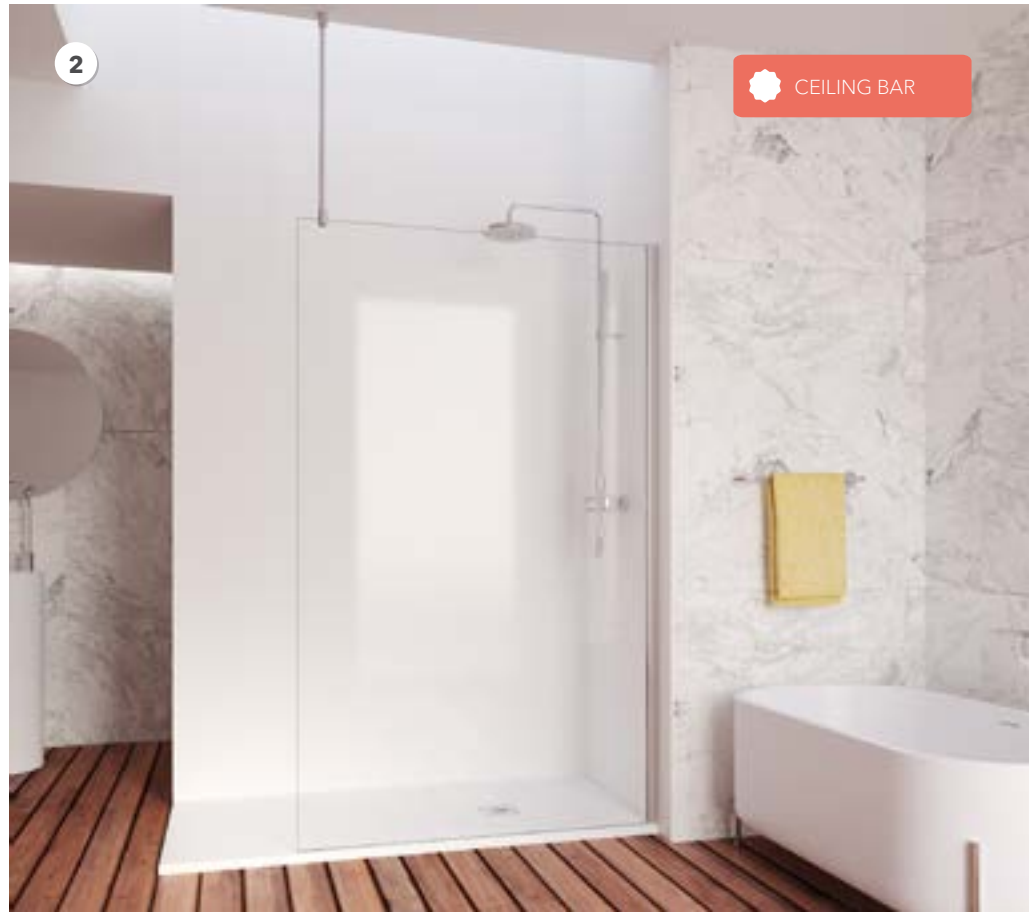

- 1. OL-2000.** 140x195cm · 1 Fixed panel recessed to the wall · Clear Glass · Barra LED Lyon. Glossy chrome finish.
2. OL-2000. 120x195cm · 1 Fixed panel recessed to the wall · High Gloss Silver Aluminium finish · Clear Glass.



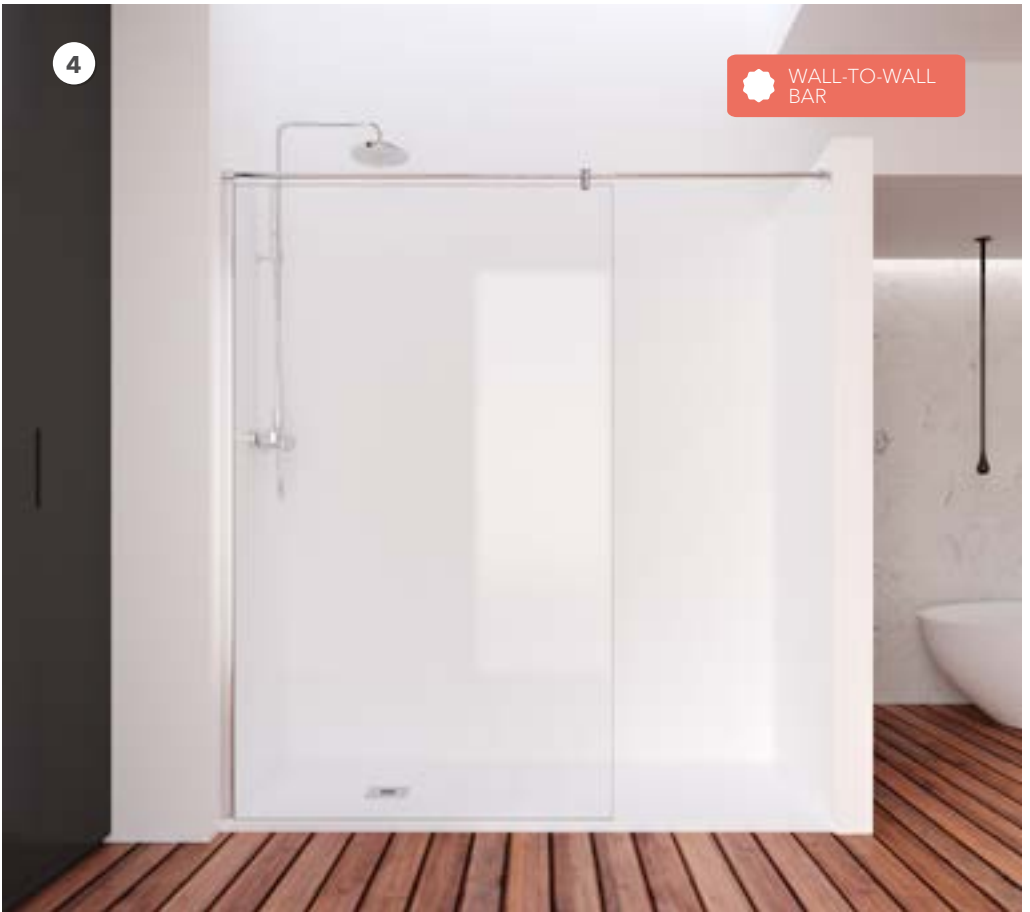

1. OV-2000. 120x195cm · 1 Fixed panel · Glossy Chrome Aluminium finish · Clear Glass · Shaped cut optional. **2. OV-2000.** 120x195cm · 1 Fixed panel · Glossy Chrome Aluminium finish · Clear Glass · Integrated Hanger optional. **3. OT-2000.** 120x195cm · 1 Fixed panel · Aluminium Black finish · Clear Glass · Imagik decoration model Fabrik II (COS-17-72 A). **4. OT-2016.** 120x240cm · 1 Fixed panel oversized · Aluminium with Silver finish · Smokey Grey glass.



- 1. OT-2000.** 120x195cm · 1 Fixed panel · Aluminium Black finish · Smokey Grey glass · Imagik decoration model Punts (TEX-09-01 A).
2. ON-2000. 120x195cm · 1 Fixed panel · Black finish · Clear Glass · Imagik decoration model Mosaic (TEX-05-02 A).
3. PF-2000. 40x195cm · 1 Hinged panel to unite to fixed ones · Glossy chrome finish.



1. BS-231. 120x195cm · 1 Fixed panel + 1 folding. Opening 180° · Glossy Chrome Aluminium finish · Clear Glass · Handle Bremen as standard · Imagik decoration model Drop (TEX-03-20 B). **2. OV-2000.** 100x195cm · 1 Fixed panel · Glossy Chrome Aluminium finish · Clear Glass · Optional ceiling fastening bar



3. OT-2000. 120x195cm · 1 Fixed panel · Glossy Chrome Aluminium finish · Clear Glass · Ceiling-floor fastening bar optional · Praga Towel Rack optional. **4. OV-2000.** 120x195cm · 1 Fixed panel · Glossy Chrome Aluminium finish · Clear Glass · Wall-wall fastening bar

SERIES

411T

SLIDING

Stylized vertical profiles as standard.

Sliding door release system
for easy cleaning.

The front HI-210 and HI-110 are supplied
without closing profiles. They may be
added on request.

CHARACTERISTICS:

- » Enclosures for bathtubs and showers with sliding panels.
- » 6mm tempered glass.
- » Reduced vertical profiles as standard with compensation of 10 mm. Profiles with compensation of 15 mm, optional.
- » Sliding panels without lower guide.
- » Panel anti-roll system.
- » Height-adjustable bearing train 4 mm.
- » Equipped with magnetic or overlapping closure, depending on model.
- » Soft-closing-system included in models HI-210, HI-110, HI-230, HI-250 and HI-150. It is possible to replace the closure with a stopper.
- » Base profile in Glossy Chrome finish.
- » Paris Handle as standard in Glossy Chrome finish.
- » See optional series accessories on pricing pages.
- » Optional Teknoclean feature.



100%
CUSTOMISABLE





1

NEW
ISOMETRIC
DECORATION

REDUCED
PROFILES AS
STANDARD

WITHOUT CLOSING
PROFILES AS STANDARD
THEY MAY BE ADDED
ON REQUEST.



2


OPTIONAL
PROFILES



3



4



5




6

1. HI-210. 160x195cm · Front 1 sliding panel + 1 fixing · Aluminium High Gloss Silver finish · Clear Glass · Imagik Decoration model Isometric (TEX-12-02 B) · Paris Handle as standard. Overlapping closure without closure profile. **2. HI-220.** 90x90x195cm · Angular 4 panels. 2 sliding panels + 2 fixed panels · High Gloss Silver Aluminium finish · Clear Glass · Paris Handle as standard. **3. Paris Handle** as standard. Glossy chrome finish. **4. Reduced profiles** as standard · 10 mm offset. **5. Optional profiles** · 15 mm offset. **6. Door release** · New sliding door release system for easy cleaning.



1. HI-230. 180x195cm · Front with 3 panels. 1 sliding panel + 2 fixed panel · High Gloss Silver Aluminium finish · Clear Glass.
2. Bearing assembly · Interior view. **3. HI-210 + HI-290.** 180x80x195cm · 1 sliding panel + 1 fixed panel + 1 fixed adjoining panel · High Gloss Silver Aluminium finish · Clear Glass · Siena Handle optional. **4. HI-210 + HI-290.** 180x80x195cm · 1 sliding panel + 1 fixed panel + 1 fixed adjoining panel · High Gloss Silver Aluminium finish · Clear Glass · Versailles Knob optional.
5. Side fixing fastening clamp detail.



SERIES WIND SLIDING



New Porto handle as standard

WI

CHARACTERISTICS:

- » Enclosures for bathtubs and showers with sliding panels.
- » 6mm tempered glass.
- » 15 mm profile offset on each side.
- » Height adjustable double bearings 5 mm.
- » Anti-roll panel system.
- » Without lower guide.
- » Equipped with magnetic or overlapping closures.
- » Reversible enclosure (see Notes).
- » Porto Handle with Glossy Chrome finish as standard.
- » See optional series accessories on pricing pages.
- » Base profile in Glossy Chrome finish.
- » Quick-assembly system.
- » Optional Teknoclean feature.



100%
CUSTOMISABLE




1

NEW PORTO
HANDLE AS
STANDARD

WI



2



3




4



5



1. WI-210. 180x195cm · Front 1 sliding panel + 1 fixed panel · High Gloss Silver Aluminium finish · Clear Glass · Porto Handle as standard · Viena Towel Rack optional. **2. WI-220.** 90x90x195cm · Angular 4 panels. 2 sliding panels + 2 fixed panels · High Gloss Silver Aluminium finish · Clear Glass · Porto Handle as standard. **3. Porto Handle** as standard · Glossy chrome finish. **4. Bearing assembly** · Inside view. **5. Closing profile** bottom detail.



EVORA HANDLE
AS STANDARD
FOR CURVED
ENCLOSURES



1. WI-210 + WI-290. 140x80x195cm · 1 sliding panel + 1 fixed panel + 1 fixed adjoining panel · High Gloss Silver Aluminium finish · Clear Glass · Siena Handle optional. **2. WI-260.** 90x90x195cm · 2 Sliding panels + 2 fixed · High Gloss Silver Aluminium finish · Clear Glass · Evora Handle as standard. **3. WI-230.** 180x195cm · Front with 3 panels. 1 sliding panel + 2 fixed · High Gloss Silver Aluminium finish · Clear Glass · Imagik decoration model Medium (FO-02-04 B) · Versailles Knob optional.

SERIES VETRO SLIDING



IMPIVA





VT



CHARACTERISTICS:

- » Enclosures for bathtubs and showers with sliding panels.
- » 6 mm and 8 mm tempered glass for fixed side panels.
- » 15 mm profile offset on each side.
- » Anti-rollover system for panels.
- » Height-adjustable bearing train 5 mm.
- » Without lower guide.
- » Soft-closing system included in models VT-210, VT-110, VT-250 and VT-150.
- » Equipped with magnetic closure or overlap.
- » Base profile in Glossy Chrome finish.
- » Glossy Chrome finish Turin handle fitted as standard.
- » See optional series accessories on pricing pages.
- » Quick-assembly system.
- » Optional Teknoclean feature.

100%
CUSTOMISABLE



1. VT-210 + VT-290. 180x80x195cm · 1 sliding panel + 1 fixed panel + 1 fixed adjoining panel · Aluminium Bronze finish · Clear Glass · Turin Handle as standard · Sidney Towel Rack optional. **2. VT-210.** 180x195cm · Front 1 sliding panel + 1 fixed panel · Glossy Chrome Aluminium finish · Smokey Grey glass · Imagik decoration model Capitoné (TEX-06-01 B) · HandleTurin as standard. **3. VT-220.** 90x90x195cm · Angular 4 panels. 2 sliding panels + 2 fixed panels · Glossy Chrome Aluminium finish · Clear Glass · Turin Handle as standard. **4. Turin Handle** as standard · Glossy chrome finish.



1. VT-150. 100x150cm · Front with 2 panels. 1 sliding panel + 1 fixed panel · Glossy Chrome Aluminium finish · Clear Glass · Imagik decoration model Paralel (TEX-10-18 A) · Turin Handle as standard. **2. VT-260.** 120x80x195cm · 2 Sliding panels + 2 fixed · Aluminium with Silver finish · Clear Glass · Turin Handle as standard. **3. VT-250.** 120x195cm · Front with 2 panels. 1 sliding panel + 1 fixed panel · Glossy Chrome Aluminium finish · Clear Glass · Glass Hole optional. **4. Detail** of upper guide and stabilizer bar · Inside view. **5. Detail** of base profile.

SERIES ELMA SLIDING

 NEW

High-watertightness partition
(Level 1)

Sliding door system that can be unclipped
for easy cleaning.

EL

CHARACTERISTICS:

- » Enclosures for bathtubs and showers with sliding panels.
- » 6 mm tempered glass.
- » 20 mm profile offset on each side.
- » Sliding panel can be unclipped using the lower bearings to facilitate cleaning.
- » Height adjustable double bearings 4,5mm
- » With lower guide.
- » Anti-rollover system for panels.
- » Soft-closing system included in models EL-210 and EL-110.
- » Equipped with magnetic or overlapping closures.
- » Luca Handle in Glossy Chrome finish as standard.
- » See optional series accessories on pricing pages.
- » Quick-assembly system.
- » Optional Teknoclean feature.




100%
CUSTOMISABLE





1. EL-210 + EL-290. 120x90x195cm · Front 1 sliding panel + 1 fixed panel + 1 fixed adjoining panel · High Gloss Silver Aluminium finish · Clear Glass · Imagik decoration model Light (FO-01-07 B) · Luca Handle as standard.



1. EL-220. 90x90x195cm · Angular 4 panels. 2 sliding panels + 2 fixed panels · High Gloss Silver Aluminium finish · Clear Glass · Luca Handle as standard. **2. EL-225.** 160x195cm · Front with 4 panels. 2 sliding panels + 2 fixed panels · Aluminium with High Gloss Silver finish · Clear Glass · Luca Handle as standard. **3. EL-210.** 180x195cm · Front 1 sliding panel + 1 fixed panel · High Gloss Silver Aluminium finish · Clear Glass · Luca Handle as standard. **4. Luca** Handle as standard · Glossy chrome finish.

SERIES TAKE SLIDING



Allows manufacture to a width of 2.000 mm

Drill-free mounting

TA

CHARACTERISTICS:

- » Enclosures for bathtubs and showers with sliding panels.
- » 6mm tempered glass.
- » 20 mm profile offset on each side with expanders.
- » Sliding panels without profiles.
- » Panel offset up to 5 mm.
- » Anti-rollover system for panels.
- » Equipped with magnetic closure for fronts and overlaps for side fixing.
- » Glossy Chrome finish Versailles knob fitted as standard.
- » See optional series accessories on pricing pages.
- » Optional Teknoclean feature.



100%
CUSTOMISABLE





1. TA-211. 120x195cm · Front with 2 sliding panels · High Gloss Silver Aluminium finish · Clear Glass · Glass Hole optional.



2. TA-210. 180x195cm · Front 3 sliding panels · High Gloss Silver Aluminium finish · Clear Glass · Versalles Knob as standard
3. Versalles Knob as standard · Glossy chrome finish. **4. Lower frame** detail.



1. TA-210 + TA-290. 180x80x195cm · Front 3 sliding panels + 1 fixed adjoining panel · High Gloss Silver Aluminium finish · Clear Glass · Denver Knob optional.

SERIES NELL SLIDING

NE


CHARACTERISTICS:

- » Enclosures for bathtubs and showers with 2 sliding panels and 1 fixed panel.
- » 15 mm profile offset on each side.
- » Double bearing train.
- » Closes with rubber seals.
- » Without lower guide.
- » Anti-rollover system for panels.
- » Nantes Handle in Glossy Chrome finish as standard.
- » See optional series accessories on pricing pages.
- » Quick-assembly system.
- » Optional Teknoclean feature.



100%
CUSTOMISABLE





1. NE-210 + NE-290. 160x90x195cm · Front with 2 sliding panels + 1 fixed panel + 1 fixed adjoining panel · High Gloss Silver Aluminium finish · Clear Glass · Turin Handle optional. **2. NE-210.** 140x195cm · Front 2 Sliding panels + 1 fixed panel · High Gloss Silver Aluminium finish · Clear Glass · Nantes Handle as standard. **3. Nantes** Handle as standard · Glossy chrome finish. **4. Detail** open doors.

NEW

Sliding door release system
for easy cleaning.

Standard height: 2000 mm.

SERIES DASHA SLIDING

DA

CHARACTERISTICS:

- » Enclosures for bathtubs and showers with sliding panels.
- » 8mm tempered glass.
- » 20 mm profile offset on each side.
- » Height adjustable double bearings 4,5 mm.
- » Anti-rollover system for panels.
- » Without lower guide.
- » Soft-closing system included in models DA-210 and DA-110.
- » Equipped with magnetic or overlapping closures.
- » Monaco Handle in Glossy Chrome finish as standard.
- » See optional series accessories on pricing pages.
- » Quick-assembly system.
- » Optional Teknoclean feature.



100%
CUSTOMISABLE





1

 NEW

DA



1. DA-210 + DA-290. 120x90x200cm · Front 1 sliding panel + 1 fixed panel + 1 fixed adjoining panel · High Gloss Silver Aluminium finish · Clear Glass · Monaco Handle as standard.



1. DA-220. 90x90x200cm · Angular 4 panels. 2 sliding panels + 2 fixed panels · High Gloss Silver Aluminium finish · Clear Glass · Monaco Handle as standard. **2. DA-225.** 160x200cm · Front with 4 panels. 2 sliding panels + 2 fixed panels · Aluminium with High Gloss Silver finish · Clear Glass · Monaco Handle as standard. **3. DA-210.** 160x200cm · Front 1 sliding panel + 1 fixed panel · High Gloss Silver Aluminium finish · Clear Glass · Imagik decoration model Bruma (Ref. NA-09-02 C) · Monaco Handle as standard. **4. Monaco** Handle as standard · Glossy chrome finish. **5. Upper Frame** detail. **6. Panel** release · Sliding door release system for easy cleaning.

PROFILTEK

SERIES

VITA

SLIDING



New standard height: 2000 mm.

The VA-210 and VA-110 fronts are supplied without closing profiles as standard. They may be added on request.



IMPIVA



VA

CHARACTERISTICS:

- » Enclosures for bathtubs and showers with sliding panels.
- » 8 mm tempered glass.
- » Offset wall profiles of 10 mm.
- » Height-adjustable bearing train 5 mm.
- » Anti-rollover system for panels.
- » Without lower guide.
- » Soft-closing system included in models VA-210, VA-110, VA-250 and VA-150.
- » Overlapping closure in 2 front panels and magnetic closure on angles and 4 front panels.
- » Base profile in Glossy Chrome finish or Black.
- » Turin Handle as standard Glossy Chrome or Black finish.
- » See optional series accessories on pricing pages.
- » Quick-assembly system.
- » Optional Teknoclean feature.



100%
CUSTOMISABLE





1

NEW FABRIK III
DECORATIONWITHOUT CLOSING
PROFILE AS STANDARD,
THEY MAY BE ADDED ON
REQUEST.

2




3



4

1. VA-210. 180x200cm · Front 1 sliding panel + 1 fixed panel · Aluminium Black finish · Clear Glass · Imagik decoration model Fabrik III (COS-18-72 A) · Turin Handle as standard · Overlapping closure without closure profile. **2. VA-220.** 90x90x200cm · Angular 4 panels. 2 sliding panels + 2 fixed panels · Aluminium Black finish · Clear Glass · Imagik decoration model Capitoné (TEX-06-02 B) · Turin Handle as standard acabado Black. **3. Turin Handle** as standard · Glossy chrome or Black finish. **4. Upper frame** detail.

VA



1. VA-230. 180x200cm · Front with 3 panels. 1 sliding panel + 2 fixed · Glossy Chrome Aluminium finish · Smokey Grey glass · Glass Hole optional. **2. VA-250.** 120x200cm · Front with 2 panels. 1 sliding panel + 1 fixed panel · Glossy Chrome Aluminium finish · Clear Glass · Imagik decoration model Fog (CL-10-07 B) · Oxford Handle optional.




VA



3. VA-210 + VA-290. 180x90x200cm · 1 sliding panel + 1 fixed panel + 1 fixed adjoining panel · Glossy Chrome Aluminium finish · Clear Glass · Oxford Handle optional. **4. Oxford Handle and Sidney Towel Rack** optional · Glossy chrome finish.



1. VA-225. 160x200cm · Front with 4 panels. 2 sliding panels + 2 fixed panels · Aluminium Black finish · Clear Glass · Turin Handle as standard. Black finish. **2. VA-211 + VA-290.** 80x90x200cm · 1 sliding panel behind wall + 1 fixed adjoining panel · Glossy Chrome Aluminium finish · Clear Glass · Oxford Handle optional. **3. VA-211.** 90x200cm · 1 sliding panel behind wall · Glossy Chrome Aluminium finish · Clear Glass · Turin Handle as standard.



VA



SERIES MOON SLIDING



New standard height: 2000 mm.

CHARACTERISTICS:

- » Enclosures for bathtubs and showers with sliding panels.
- » 8 mm tempered glass.
- » 10 mm profile offset on each side.
- » Height-adjustable bearing train 5 mm.
- » Anti-rollover system for panels.
- » Without lower guide.
- » Front enclosures, 2 panels, magnetic closure.
- » Overlapping closure optional.
- » Front enclosures, 4 panels, angular, magnetic closure.
- » Base profile in Glossy Chrome finish.
- » Denver Knob in Glossy Chrome finish as standard.
- » See optional series accessories on pricing pages.
- » Quick-assembly system.
- » Optional Teknoclean feature.



100%
CUSTOMISABLE





1. MO-210. 180x200cm · Front 1 sliding panel + 1 fixed panel · Glossy Chrome Aluminium finish · Clear Glass · Imagik decoration model Punts (TEX-09-19 A) · Oxford Handle optional. **2. MO-220.** 90x90x200cm · Angular 4 panels. 2 sliding panels + 2 fixed panels · Glossy Chrome Aluminium finish · Clear Glass. Denver Knob as standard. **3. Denver Knob** as standard · Glossy chrome finish. **4. Detail of bearings** with exterior view.



1. MO-210 + MO-290. 180x80x200cm · 1 sliding panel + 1 fixed panel + 1 fixed adjoining panel · Glossy Chrome Aluminium finish · Clear Glass · Imagik decoration model Drop (TEX-03-18 B) · Denver Knob as standard. **2. MO-220.** 90x90x200cm · Angular 4 panels. 2 sliding panels + 2 fixed panels · Glossy Chrome Aluminium finish · Clear Glass. Oxford Handle optional. **3. MO-250.** 120x200cm · Front with 2 panels. 1 sliding panel + 1 fixed panel · Glossy Chrome Aluminium finish · Clear Glass · Satin decoration model Medium · Glass Hole optional.





SERIES STEEL SLIDING



New standard height: 2000 mm.

Anchoring with wall profile as standard.
Anchoring with wall brackets optional.



CHARACTERISTICS:

- » Enclosures for bathtubs and showers with sliding panels.
- » 8 mm temperedn glass.
- » Anchored to wall with aluminium profile in finished steel. 10 mm profile offset on each side.
- » Anchored with steel wall brackets (optional). 4 mm profile offset on each side.
- » Height-adjustable bearing train 5 mm.
- » Anti-rollover system for panels.
- » Without lower guide.
- » Top bar and fittings made of stainless steel AISI 304.
- » Equipped with magnetic closure or overlap.
- » Bristol knob in steel finish fitted as standard.
- » See optional series accessories on pricing pages.
- » This series has marking templates to facilitate installation (only for standard heights and for wall anchors with brackets).
- » Optional Teknoclean feature.




100%
CUSTOMISABLE





1. ST-210. 160x200cm · Front with 2 panels. 1 sliding panel + 1 fixed panel · Wall profile as standard · Steel finish · Smokey Grey glass · Imagik decoration model Net (TEX-13-02 B) · Glass Hole optional. **2. ST-220.** 90x90x200cm · Angular 4 panels. 2 sliding panels + 2 fixed panels · Wall profile as standard · Steel finish · Clear Glass · Knob Bristol as standard. **3. Knob Bristol** as standard · Steel finish. **4. Handle Dover** optional · Steel finish. **5. Detail of wall anchorage** with standard profile · Steel finish. **6. Detail of anchoring** with optional wall brackets · Steel finish.



1. ST-210. 160x200cm · Front with 2 panels. 1 sliding panel + 1 fixed panel · Wall supports optional · Steel finish · Clear Glass · Handle Dover optional. **2. ST-260.** 80x80x195cm · 2 Sliding panels + 2 fixed · Wall supports as standard for curved enclosures · Steel finish · Clear Glass · Dover handle as standard for curved enclosures. **3. ST-201.** 150x80x200cm · 1 sliding panel + 1 fixed panel + 1 fixed adjoining panel · Wall profiles as standard · Steel finish · Clear Glass · Bristol Knob as standard.

NEW

SERIES

KEYSY

SWING

KE

CHARACTERISTICS:

- » Shower enclosure with hinged panels.
- » 6 or 8 mm tempered glass.
- » Offset depending on models.
- » Equipped with magnetic or overlap closure. Magnetic closure profile with hidden magnet.
- » Base profile in Glossy Chrome finish.
- » Metallic pieces in Glossy Chrome finish.
- » With lift-up opening. In- or outwards opening depending on models.
- » Glossy Chrome finish London handle fitted as standard.
- » Easy cleaning.
- » Optional Teknoclean feature.

100%
CUSTOMISABLE

ING



NEW

NEW
SATIN ARROW

KE

1. KE-205. 120x195cm · Front with 1 hinged panel + 1 fixed panel · High Gloss Silver finish · Clear Glass · Satin decoration Arrow model · London Handle as standard.



1. KE-210. 90x195cm · Front with 1 hinged panel · High Gloss Silver finish · Clear Glass · London Handle as standard.
2. KE-206. 140x195cm · Front with 1 hinged panel on fixed adjoining with wall profile · High Gloss Silver finish · Clear Glass · Imagik decoration Hexa model (TEX-11-01B) · London Handle as standard. **3. London** Handle as standard · Glossy chrome finish.
4. Upper hinge detail · Closed panel. **5. Lower hinge** detail · Open panel.



1. KE-208. 90x90x195cm · Front with 1 hinged panel + 1 fixed adjoining panel · High Gloss Silver finish · Clear Glass · London Handle as standard. **2. Detail KE-208.** 90x90x195cm · Front detail 1 swinging panel + 1 fixed adjoining panel · High Gloss Silver finish · Clear Glass · London Handle as standard.



3. KE-216. 140x90x195cm · Front with 1 hinged panel on fixing + 1 fixed adjoining panel · High Gloss Silver finish · Clear Glass · London Handle as standard. **4. Detail KE-216.** 140x90x195cm · Front with 1 movable hinged panel on fixing + 1 fixed adjoining panel · High Gloss Silver finish · Clear Glass · London Handle as standard.



SERIES MAGNA SWING ING

CHARACTERISTICS:

- » Bath or shower enclosure with hinged panels, internal fold with possibility of opening in- or outwards.
- » 6 mm tempered glass.
- » With lift-up opening
- » 20 mm profile offset on each side.
- » Profile hinges feature rubber sealing system.
- » Monaco Handle as standard in Glossy Chrome finish.
- » Base profile in Glossy Chrome finish.
- » Reversible enclosure.
- » Multi-position stabiliser bar in a Gloss Chrome finish.
- » Equipped with overlap or magnetic closure, depending on model.
- » Panel positioning at 90, 180 and 270 degrees.
- » Optional Teknoclean feature.



100%
CUSTOMISABLE



NEW

NEW
SATIN TREND

MA


1. MA-205. 100x50x195cm · 1 swinging on wall + 1 fixed panel · High Gloss Silver Aluminium finish · Smokey Grey glass · Satin decoration Trend model · Monaco Handle as standard.



1. MA-210. 90x195cm · Front with 1 hinged panel · High Gloss Silver Aluminium finish · Clear Glass · Monaco Handle as standard.
2. MA-220. 90x90x195cm · Angular, 2 folding panels · High Gloss Silver Aluminium finish · Clear Glass · Monaco Handle as standard.
3. MA-207. 120x195cm · Front with 2 folding panels · High Gloss Silver Aluminium finish · Clear Glass · Monaco Handle as standard.
4. Monaco Handle as standard · Glossy chrome finish. **5. Upper profile** detail.



1. MA-240. 120x35x195cm · Front 1 fixed panel + 1 swinging · High Gloss Silver Aluminium finish · Clear Glass.
2. MA-206. 120x195cm · Front with 1 hinged panel on fixing · High Gloss Silver Aluminium finish · Clear Glass · Siena Handle optional.



3. MA-208. 90x90x195cm · Front with 1 hinged panel + 1 fixed adjoining panel · High Gloss Silver Aluminium finish · Clear Glass · Monaco Handle as standard. **4. Detail** of alternative placement of stabilizer bar **5. MA-110.** 100x150cm · Front with 1 hinged panel · High Gloss Silver Aluminium finish · Clear Glass · Imagik decoration Organic model (FO-27-02 B) · Monaco Handle as standard.

SERIES

ARCOIRIS

SWINGING

PLUS

ING

AC



CHARACTERISTICS:

- » Bath or shower enclosure with swinging panels, with possibility of opening in- or outwards.
- » With lift-up opening.
- » 6mm tempered glass.
- » 20 mm profile offset on each side. 15 mm fixed offset.
- » Equipped with magnetic closure or overlap.
- » Profile hinges feature rubber sealing system.
- » Base profile in Glossy Chrome finish o Black.
- » Multi-position stabiliser bars in Glossy Chrome or Black.
- » Sofia knob fitted as standard, in Glossy Chrome or Black finish.
- » See optional series accessories on pricing pages.
- » Panel positioning at 90, 180 and 270 degrees.
- » Optional Teknoclean feature.



100%
CUSTOMISABLE






1. AC-210. 90x195cm · Front with 1 hinged panel · Aluminium Black finish · Clear Glass · Siena Handle optional. Black finish.
2. AC-220. 90x90x195cm · Angular 2 swinging panels · Glossy Chrome Aluminium finish · Clear Glass · Turin Handle optional. Glossy chrome finish. **3. AC-207.** 120x195cm · Front with 2 folding panels · High Gloss Silver Aluminium finish · Imagik decoration model Drop (TEX-03-07 B) · Knob Sofia as standard. **4. Knob** Sofia as standard · Glossy chrome or Black finish. **5. Wall profile** detail.




1



2


HANDLE SIENA
AVAILABLE IN
BLACK FINISH

1. AC-205. 120x195cm · Front with 1 hinged panel on wall + 1 fixed panel · Aluminium Black finish · Clear Glass · Turin Handle optional. Black finish. **2. AC-208.** 90x90x195cm · Front with 1 hinged panel + 1 fixed adjoining panel · Aluminium Black finish · Clear Glass · Imagik decoration model Fabrik III (COS-18-72 A) · Siena Handle optional. Black finish.



3

180° INDOOR
AND OUTDOOR
OPENING.



4

NOW STANDARD
STRAIGHT EDGE

3. AC-240. 120x35x195cm · 1 Fixed panel + 1 swinging panel exterior and interior · High Gloss Silver Aluminium finish · Clear Glass. **4. AC-110.** 80x150cm · Front with 1 hinged panel · Glossy Chrome Aluminium finish · Etched Glass · Knob Sofia as standard.

SERIES NEWGLASS SWINGING



Now with standard Siena handle



Series available in Black finish.




CHARACTERISTICS:

- » Bath or shower enclosure with hinged panels, internal fold with possibility of opening in- or outwards.
- » Tempered glass available in 6 and 8 mm thickness.
- » Hinges and brackets with 2 mm front offset.
- » Possibility of replacing fixed brackets with wall-facing profile, with offset of up to 15 mm.
- » Base profile in Glossy Chrome or Black finish.
- » Equipped with magnetic closure or overlap.
- » Hinges and multi-position stabiliser bar in a Gloss Chrome or Black finish.
- » Glossy Chrome or Black finish Siena Handle as standard.
- » See optional series accessories on pricing pages.
- » This series has marking templates to facilitate installation (only at standard heights).
- » Optional Teknoclean feature.



100%
CUSTOMISABLE






1. NG-206. 120x195cm · Front with 1 hinged panel on fixing · Aluminium Black finish · Clear Glass · Imagik decoration model Light (FO-01-02 B) · Siena Handle as standard. Black finish. **2. NG-205.** 120x195cm · Front with 1 hinged panel on wall + 1 fixed panel · Black finish · Clear Glass · Siena Handle as standard. Black finish. **3. NG-216.** 90x90x195cm · Front with 1 hinged panel on fixing + 1 side fixing · High Gloss Silver finish · Clear Glass · Siena Handle as standard. Glossy chrome finish. **4. Siena** Handle as standard · Glossy chrome finish or Black. **5. Hinge** detail. **6. Detail hinge** compensation wall-glass.



1. NG-207. 100x195cm · Front with 2 swinging panels · Glossy chrome finish · Clear Glass · Siena Handle as standard. Glossy chrome finish. **2. NG-208.** 90x90x195cm · 1 Swinging panel on wall + 1 fixed adjoining panel · Glossy chrome finish · Clear Glass · Knob Oslo optional.



3. NG-210. 90x195cm · Front with 1 hinged panel · Glossy chrome finish · Clear Glass · Imagik decoration model Bruma (NA-09-02 C) · Oxford Handle optional. **4. NG-106.** 120x150cm · Front 1 hinged panel + 1 fixing with wall profile · Aluminium Glossy Chrome finish · Clear Glass · Paris Handle optional · Glossy chrome finish.

SERIES CHLOE SWING ING

CARACTERISTICS:

- » Bath or shower enclosure with hinged panels, with possibility of opening in- and outwards.
- » Tempered glass available in 6 and 8 mm.
- » Fixed panel profile with offset of up to 15 mm in a Glossy Chrome finish.
- » Equipped with magnetic closure or rubber seals. Magnetic closure profile with hidden magnet.
- » Reversible enclosure (see Notes).
- » Hinges and multi-position stabiliser bar in a Gloss Chrome finish.
- » Base profile in Glossy Chrome finish.
- » Chrome finish Oslo knob fitted as standard.
- » See optional series accessories on pricing pages.
- » This series has marking templates to facilitate installation (only at standard heights).
- » Optional Teknoclean feature.



100%
CUSTOMISABLE






CH

1. CH-210. 90x195cm · Front with 1 hinged panel · Glossy chrome finish · Clear Glass · Imagik decoration model Bold (FO-03-02 B) · Knob Oslo as standard. **2. CH-206.** 120x195cm · 1 front hinged panel on fixed adjoining with wall profile · Glossy chrome finish · Clear Glass · Knob Oslo as standard. **3. Knob** Oslo as standard · Glossy chrome finish. **4. Hinge** detail · Exterior view **5. Magnetic** closure profile with hidden magnet.



1. CH-205. 90x30x195cm · Front with 1 hinged panel + 1 fixed adjoining panel · Glossy chrome finish · Clear Glass · Imagik decoration model Isometric (TEX-12-04 A) · Knob Oslo as standard. **2. CH-207.** 160x195cm · Front with 2 hinged panels · Glossy chrome finish · Clear Glass · Handle Paris optional. **3. CH-106.** 120x150cm · Front 1 hinged panel + 1 fixing with wall profile · Glossy Chrome Finish · Clear Glass · Knob Oslo as standard.



SERIES

GLOSS

SWING

CHARACTERISTICS:

- » Bath or shower enclosure with hinged panels.
- » 8 or 10 mm tempered glass.
- » Equipped with magnetic closure or rubber seals. Magnetic closure profile with hidden magnet.
- » With the 8mm glass version, there is the option of replacing the wall brackets with a wall-facing profile, with an offset of up to 15 mm, in Glossy Chrome finish.
- » Flush fittings on the inside of the enclosure for easy cleaning. Glossy Chrome finish.
- » Base profile in Glossy Chrome finish.
- » With lift-up opening.
- » Multi-position stabiliser bars in Glossy Chrome finish.
- » Glossy Chrome finish Paris handle fitted as standard.
- » See optional series accessories on pricing pages.
- » Optional Teknoclean feature.






100%
CUSTOMISABLE



Opening interior and exterior.

Flush fittings on the inside of the enclosure for easy cleaning.


ING



1. GS-208. 90x90x195cm · Front with 1 hinged panel on wall + 1 fixed adjoining panel · Glossy chrome finish · Clear Glass · Handle Paris as standard. **2. GS-206.** 120x195cm · Front with 1 hinged panel on fixing · Glossy chrome finish · Clear Glass · Handle Paris as standard. **3. Handle** Paris as standard · Glossy chrome finish. **4. Hinge** detail · exterior view. **5. Hinge** with elevation. **6. Flush** fittings · Easy cleaning.



1. GS-205. 140x195cm · Front with 1 hinged panel on wall + 1 fixed panel · Glossy chrome finish · Clear Glass · Handle Paris as standard. **2. GS-210.** 100x195cm · Front with 1 hinged panel · Glossy chrome finish · Clear Glass · Handle Paris as standard. **3. GS-106.** 120x150cm · Front with 1 hinged panel on fixing · Glossy chrome finish · Clear Glass · Wall profile optional · Turin Handle optional.



SERIE ARCO FOLD

CHARACTERISTICS:

- » Enclosure for shower and bath with collapsible panels, inside fold (in- and outwards opening).
- » Opening with lift-up.
- » 6mm tempered glass.
- » Panel compensation: 20 mm. Fixing compensation: 15 mm.
- » Equipped with magnetic closure or overlap.
- » Profile hinges feature rubber sealing system.
- » Base profile in Glossy Chrome or Black finish.
- » Magnetic hinge that ensures 180° positioning of the collapsible panels.
- » Magnetic hinges and multi-position stabiliser bars in Glossy Chrome or Black
- » Siena Handle fitted as standard in Glossy Chrome or Black finish.
- » See optional series accessories on pricing pages.
- » Optional Teknoclean feature.



100%
CUSTOMISABLE




PROFILTEK

Now with Siena handle as standard.

ES DIRIS PLUS D ING

1





ACp

- 1. AC-218+AC-218.** 90x90x195cm · 4 folding panels · Glossy Chrome Aluminium finish · Clear Glass · Nantes Handle optional.
- 2. AC-218.** 120x195cm · Front with 2 folding panels · Aluminium Black finish · Clear Glass · Siena Handle as standard. Black finish.
- 3. Siena** handle as standard · Glossy Chrome or Black finish.

1



1. AC-218+ AC-290. 90x80x195cm · Front with 2 folding panels + 1 fixed adjoining panel · Aluminium Black finish · Clear Glass · Siena Handle as standard . **2. AC-218+ AC-290.** 90x80x195cm · Front with 2 folding panels + 1 fixed adjoining panel · High Gloss Silver Aluminium finish · Clear Glass · Turin Handle optional. **3. AC-218+ AC-290.** 90x80x195cm · Front with 2 folding panels + 1 fixed adjoining panel · High Gloss Silver Aluminium finish · Clear Glass · Nantes Handle optional.



SERIE NEWCO FOLD

CHARACTERISTICS:

- » Bath or shower enclosure with folding panels, internal fold with possibility of opening in- or outwards.
- » Safety glass available in 6 and 8 mm thickness.
- » Hinges and brackets with 2 mm front compensation.
- » Possibility of replacing fixing bracket with wall profile, with compensation of up to 15 mm, in a Glossy Chrome or Black finish.
- » Equipped with magnetic or overlap closure.
- » Hinges and stabiliser bars in a Glossy Chrome or Black finish.
- » Magnetic hinges that ensure 180° positioning of the folding panels.
- » Base profile in Glossy Chrome finish or Black.
- » Siena Handle as standard in Glossy Chrome or Black finish.
- » See optional series accessories on pricing pages.
- » This series has marking templates to facilitate installation (only at standard heights).
- » Optional Teknoclean feature.



100%
CUSTOMISABLE



ES GLASS D ING





Now with Siena handle as standard.



Available in Black Finish

1





1. NG-218+NG-290. 100x90x195cm · Front with 2 folding panels + 1 fixed adjoining panel · Glossy chrome finish · Clear Glass · Imagik decoration model Tissue (TEX-02-04 B) · Knob Oslo optional. **2. NG-218.** 100x195cm · Front with 2 folding panels · Glossy chrome finish · Clear Glass · Siena Handle as standard. Glossy chrome finish. **3. Siena** Handle as standard · Glossy chrome finish or Black. **4. Panel alignment** system. Magnetic hinge that ensures 180° positioning of the collapsible panels. **5. Detail of hinge** compensation wall-glass.

1

NEW MODEL



1. NG-226. 150x195cm · Frontal 4 folding panels · Glossy chrome finish · Clear Glass · Knob Oslo optional.

2. NG-218+ NG-290. 90x90x195cm · Front with 2 folding panels + 1 fixed adjoining panel · Black finish · Clear Glass · Turin Handle optional. Viena Towel Rack optional. Black finish. **3. NG-218+ NG-290.** 90x90x195cm · Front with 2 folding panels + 1 fixed adjoining panel · Black finish · Clear Glass · Turin Handle optional. Viena Towel Rack optional. Black finish.



SERIES SPECIALS



New references available.

CHARACTERISTICS:

- » At Profiltek, we have been manufacturing made-to-measure products for over 30 years, and we are pioneers in the design and development of production processes for manufacturing all of our bathroom enclosure models to meet the aesthetic and size requirements of our customers. We have a team of experienced professionals, dedicated to offering you the best solution for any challenge you can present us with.
- » In this chapter you can find examples of products adapted to meet different requirements.



100%
CUSTOMISABLE







1. AC-208. 90x90x195cm · Front with 1 hinged panel + 1 side fixing · Aluminium High Gloss Silver · Clear Glass · Optional profile degree · Knob Sofia as standard. Glossy chrome finish. **2. Detail** of profile degree.



3. ES-216. 140x90x195cm · 1 sliding panel + 1 fixed panel + 1 swinging panel · Clear Glass · Aluminium Silver · Siena Handle.
4. ES-219. 140x195cm · 1 sliding panel + 1 fixed panel + 1 swinging panel · Clear Glass · Aluminium Glossy Chrome · Nantes Handle.



1. ES-225. 280x195cm · Front closure with 2 sliding panels + 2 fixed panels + 1 space separator fixing · Aluminium Black finish · Clear Glass + Etched Glass · Turin Handle Black finish . **2. ES-213 + NG-290 + OT-2016.** 300x80x195cm · 4-panel closure. 2 folding panels + 2 fixed panels + 1 space separator fixing · Aluminium Glossy Chrome finish · Clear Glass + Etched Glass · Oxford Handle optional.



3. ES-215. 140x90x195cm · 1 sliding panel + 1 fixed panel + 2 folding panels · Clear Glass · Aluminium Glossy Chrome finish · Nantes Handle. **4. ES-217.** 140x90x195cm · 2 Sliding panels + 1 fixed panel + 2 folding panels · Clear Glass · Aluminium Glossy Chrome finish · Nantes Handle.



1. ES-218. 90x90x195cm · Angular 1 fixed panel + 1 sliding + 2 folding · Aluminium Glossy Chrome finish · Clear Glass · Nantes Handle as standard. **2. ES-218.** 90x90x195cm · Opening detail · Angular 1 fixed panel + 1 sliding panel + 2 folding panels · Aluminium Glossy Chrome finish · Clear Glass · Nantes Handle as standard.



3. ES-214+AC-290. 90x90x195cm · Angular 1 fixed panel + 1 swinging panel + 2 folding panel · Aluminium High Gloss Silver finish · Clear Glass · Nantes Handle as standard.

SERIES

PMR

PROFILTEK

Now available in Satin decorative glass.



New references available.



CHARACTERISTICS:

- » Shower enclosure with swinging or folding panels.
- » 6mm tempered glass.
- » 20 mm profile offset on each side.
- » Equipped with base profile and magnetic closure.
- » Magnetic hinges that ensure 180° positioning of the folding panels.
- » Profile hinges feature double rubber sealing system.
- » Nantes Handle fitted as standard.
- » Base profile in Glossy Chrome finish.
- » Optional Teknoclean feature.



100%
CUSTOMISABLE






1. AS-237. 90x90x195cm · Angular. 2 swinging independents panels + 1 swinging panel · Aluminium Glossy Chrome finish · Clear Glass · Nantes Handle as standard. **2. AS-238** 100x90x195cm · Angular. 2 swinging independents panels + 2 folding panels · Aluminium High Gloss Silver finish · Clear Glass · Nantes Handle as standard.



3. AS-230+AC-290. 120x195cm · Frontal. 2 swinging independents panels + 1 fixed adjoining panel · Aluminium Glossy Chrome finish · Clear Glass · Nantes Handle as standard. **4. AS-239.** 100x195cm · 1 swinging panel + 2 folding upper panels · Aluminium with Silver finish · Clear Glass · Nantes Handle as standard.



1. AS-218. 90x80cm · Frontal 2 folding panels · Aluminium Glossy Chrome finish · Clear Glass · Nantes Handle as standard.
2. AS-218 + AS-218. 90x90x80cm · Angular 4 folding panels · Aluminium Glossy Chrome finish · Clear Glass · Nantes Handle as standard.



3. AS-210. 90x80cm · Front with 1 swinging panel · Aluminium Glossy Chrome finish · Clear Glass · Nantes Handle as standard.
4. AS-210 + AS-210. 90x90x80cm · Angular 2 swinging panels · Aluminium Glossy Chrome finish · Clear Glass · Nantes Handle as standard.



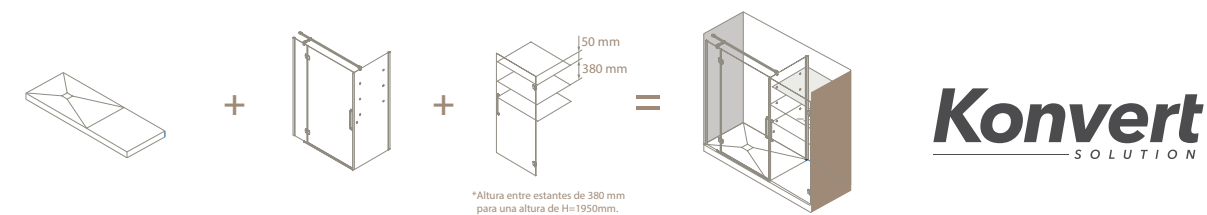
Kit to replace a bathtub with a shower enclosure + shower tray + storage space.

Turn your old bathtub into a new shower space with a large storage area.

1. Select the finish and dimensions of your KONVERT* plate.
2. Install your plate and give us the screen model and the dimensions of your space.
3. Install your enclosure and closet. **So easy and fast.**



* The Konvert layouts (enclosure + cupboard) are only available for the Konvert plate. The use of this set for any plate other than a Konvert plate is not recommended.



CHARACTERISTICS:

- » Front enclosure with hinged closet panel.
- » 6 mm security glass.
- » Closet with two shelves and cover in Acid finish.
- » Turín handle as standard, in Glossy Chrome or Black finish.
- » Closure separator fixing 6 mm in an Acid finish.
- » Wall profile with compensation of up to 20 mm.
- » Fixed side compensation of 20 mm.
- » Equipped with overlap closure.
- » Base profile in Glossy Chrome or Black finish.
- » Multi-position stabiliser bar in Glossy Chrome or Black.
- » Profile finishes depending on the model of the enclosure.

The most practical and ingenious solution for transforming a bathtub into a shower, while taking full advantage of the available space to create a storage area without the need for masonry work, since it is manufactured entirely out of tempered glass: the enclosure and the store unit, along with its shelving.

Demand for replacing bathtubs with showers is growing. PROFILTEK provides a versatile, quick and cost-effective solution that is made to measure to fit into available space.





1. HIT. Front 1 sliding panel + 1 fixed panel + 1 hinged wardrobe panel. · Aluminium with High Gloss Silver finish · Smokey grey glass · Imagik · decoration model Capitoné · Acid finish Shelves · Turin Handle as standard · White Konvert plate.



2. NEWGLASS SWINGING. 1 hinged panel + 1 hinged wardrobe panel · Glossy chrome finish · Clear glass partition · Mirastar cupboard mirror · Acid finish Shelves · Turin Handle as standard · Black Konvert plate.



1. NEWGLASS FOLDING. Frontal 2 folding panels+ 1 hinged wardrobe panel. · Black finish · Clear enclosure glass · Acid cupboard glass · Acid finish Shelves · Turin Handle as standard Black finish · Anthracite Konvert plate.



1. ARCOIRIS PLUS FOLDING. Frontal 2 folding panels + 1 hinged wardrobe panel · Glossy Chrome finish · Clear enclosure glass · Wardrobe with Acid glass · Acid finish Shelves · Turin Handle as standard · White Konvert plate.



IMÁGIK

A world of possibilities at your fingertips

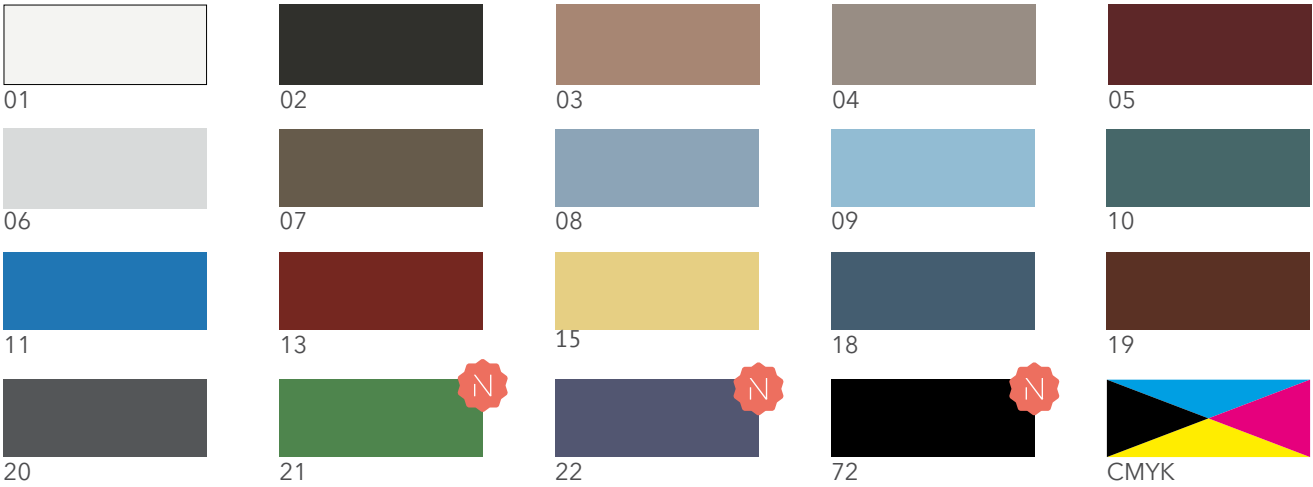
CHARACTERISTICS

- » Six-colour printing in photographic quality (CMYK + White + Green).
- » Printing with ceramic inks.
- » Maximum print resolution used 1440dpi.
- » Printed on Clear, Blue and Smokey Grey glass.
- » Possibility of custom decorations. Consult Profiltek for feasibility, budget and deadlines.
- » Continuity of graphics, regardless of the number of panels and size of the overlap of each model of enclosure.
- » Scratch resistance.
- » Possibility to select between multiple colour options.
- » Application of printing in different positions on the enclosure, depending on the type of graphic.

 **PRINT ON SMOKEY GREY AND BLUE GLASS NOW AVAILABLE**

COLOUR PALETTE

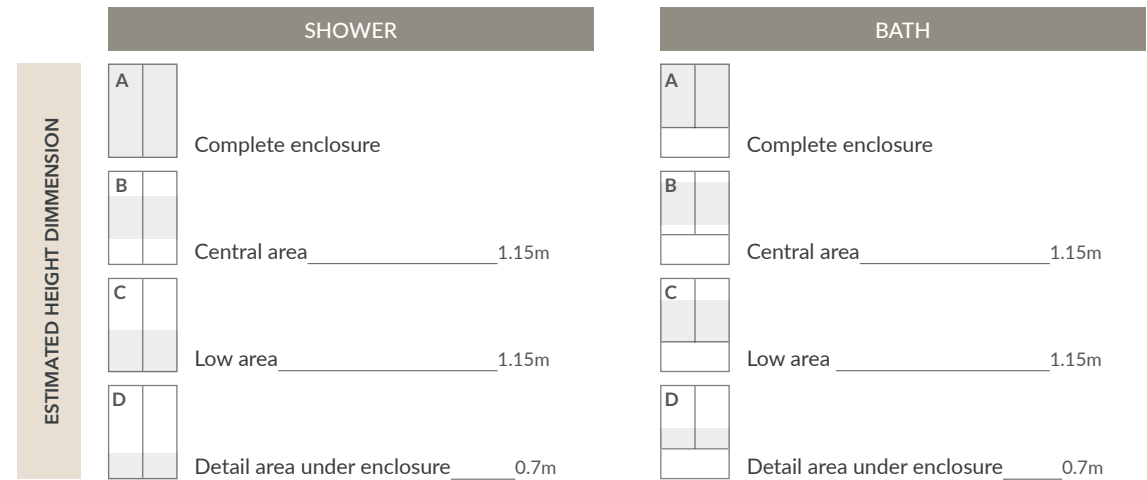
Imagik offers the client the option of choosing various alternatives within each of the variables involved: COLOUR PALETTE AND PRINTING AREA In this way, the customer has numerous options to decorate the enclosure as wished.



Inks available for Smokey Grey glass: ref.01 and 72. /Available inks for Blue glass: ref.01 and 11.

PRINTING AREAS PERMITTED

Imagik allows you to apply the design of any of our themes to various areas of the enclosure. Depending on the characteristics of the graphic selected by the customer, it may be possible to apply the design to the middle, the bottom, the top or even the entire piece of glass.



NOTES!


- » Imagik not available for the NOVA MAS and PRM series.
- » Digital printing is done on the inside of the enclosure glass.
- » Digital printing is not available for curved enclosure models.
- » The graphics will be applied from left to right according to the configuration and model of enclosure you have selected (seen from the outside of the enclosure).
- » A piece of glass must be more than 200 mm wide to permit printing. For details of all other limitations, please consult the specifications for each series or model of enclosure.
- » The dimensions of the printing areas are approximate
- » The colours shown in the images in the catalogue or on the website are merely indicative. If you are applying translucent colours, the tones may be influenced by several factors, such as the degree of translucency of each colour, the tone of the background where the design is applied or the light intensity of the environment in front of or behind the glass.
- » All designs in this catalogue are available for both baths and showers, except for SILUETAS, RELAX and LEAVES that are only available in showers of 1800 mm and upwards.
- » Anything not included in the catalogue will be considered a special-order enclosure, with a specific budget and delivery time of which you will be advised by Profiltek.
- » The four-color decorations are not available for Smoke Gray and Blue glasses.

APPLICATION OF THE IMAGE TO THE ENCLOSURE

When an image is formed on an enclosure, we do not print a complete picture, but a particular portion of it. That portion is determined by the print area of the design, which can be A, B, C or D plus the width (F) of the enclosure requested by the client. Depending on these factors, more or less of the image area will be represented. It is important to understand that, as a general criterion, with Imagik technology, the printing of the various image designs always starts with the first piece of glass on the left side of the enclosure, seen from the outside, regardless of the chosen configuration.

PLEASE BEAR IN MIND THAT

- » The blue background of the images represents transparent glass. See example 1. Type-A graphics are printed from the bottom of the glass, covering the entire enclosure. See example 2.
- » Digital printing on the Moon, Vita, Steel, Vetro, Cristaldux, Wind, Nell, Ecodux, Hit and Take enclosures will show an overlap between the panel, resulting in a visual effect that causes the printed overlapping area to appear darker. This is due to the interposition of areas with translucent colours. See example 3.
- » The height of the printed area, referred to as "A", "B", "C" and "D", is the same for bathtubs and showers. See example 4.
- » In the case of Relax, Siluetas and Leaves graphics, we are not able to offer special-order heights of less than 1800mm. These graphics are only available on shower enclosures. See example 5.
- » Please note that the continuity may still be interrupted by the space occupied by the aluminium profiles. In this case, the digital printing does not take into account glass spaces that are hidden by the profiles.
- » When using graphics with large areas of colour, a so-called "football pitch" effect may occur. This is a normal effect whereby you may see slight evidence of the passes made by the printing heads.




Range of designs

TEXTURE PUNTS



*The blue background of the images represents transparent glass.




Life-size

TEXTURE PARALEL



Life-size

TEXTURE HEXA




Life-size

COMPLETE COLLECTION IN
VIRTUAL DECORATOR 4.0




TEXTURE ISOMETRIC




Life-size

TEXTURE NET



Life-size

TEXTURE TISSUE



Life-size

Range of designs

TEXTURE DROP





*Not available in 06 or 07.



Life-size


COMPLETE COLLECTION IN
VIRTUAL DECORATOR 4.0

TEXTURE CAPITONÉ



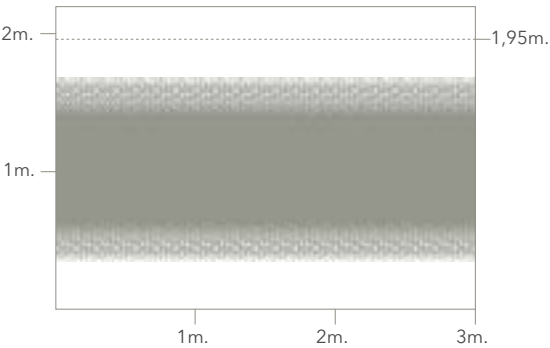
Life-size

TEXTURE DENIM

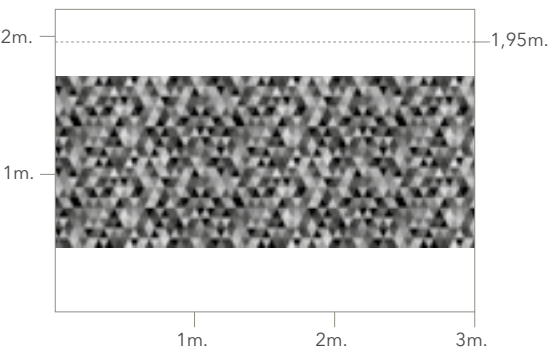


Life-size


TEXTURE GUM



TEXTURE MOSAIC




TEXTURE TILES




Range of designs

NATURAL ZEN



NATURAL PIEDRAS



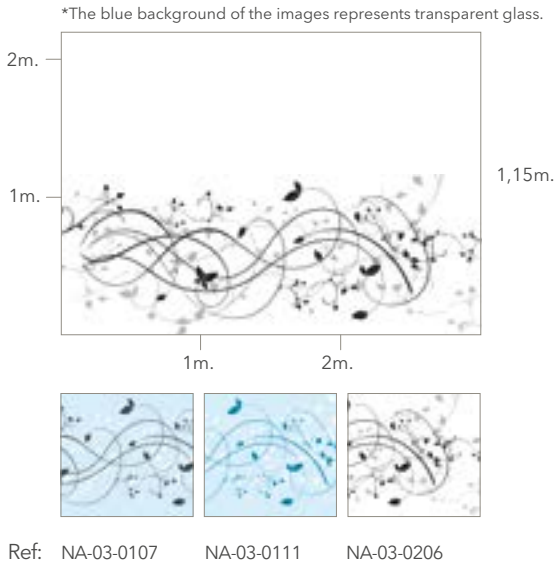
NATURAL PRADO




COMPLETE COLLECTION IN
VIRTUAL DECORATOR 4.0



NATURAL ENREDO



NATURAL NUBES



NATURAL RELAX

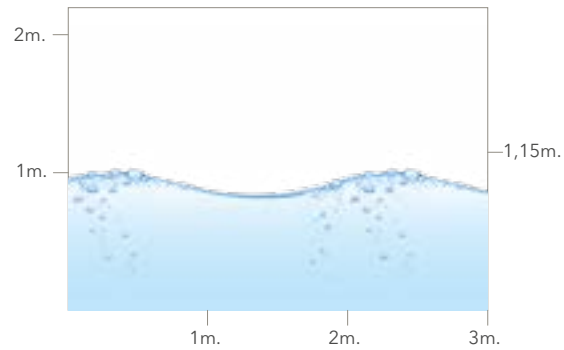


Range of designs

NATURAL MAREA




C D Ref. NA-11-051



NATURAL BAMBÚ




C Ref. NA-02-0809



NATURAL BRUMA



C Ref. NA-09-02



NATURAL OCEAN




C Ref. NA-12-052



NATURAL CALM



C Ref. NA-05-003



NATURAL STONE



C Ref. NA-10-050



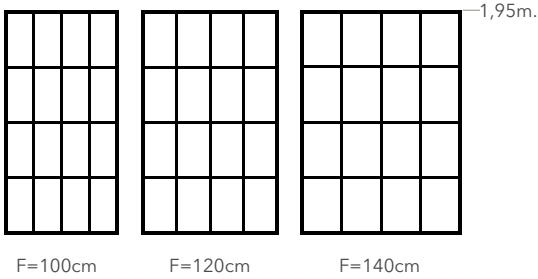
Range of designs

COSMOPOLITA FABRIK I



A Ref. COS-16-72

*This design is only available for fixes OV and OT.



COMPLETE COLLECTION IN
VIRTUAL DECORATOR 4.0



COSMOPOLITA SKETCH



C Ref. COS-04-02

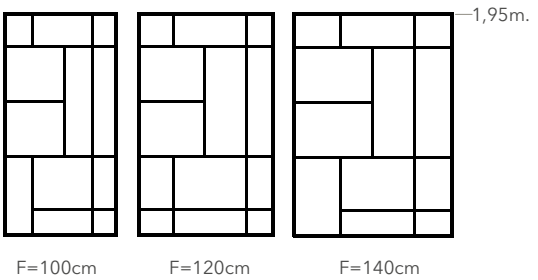


COSMOPOLITA FABRIK II



A Ref. COS-17-72

*This design is only available for fixes OV and OT.



COSMOPOLITA SILUETAS



A Ref. COS-01-006

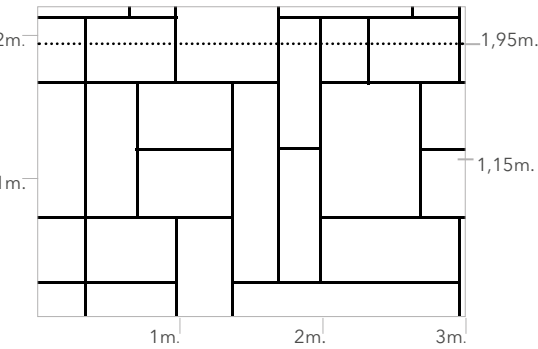
*This design is only available for showers.
*The blue background of the images represents transparent glass.



COSMOPOLITA FABRIK III



A Ref. COS-18-72



COSMOPOLITA MANHATTAN




C Ref. COS-03-02



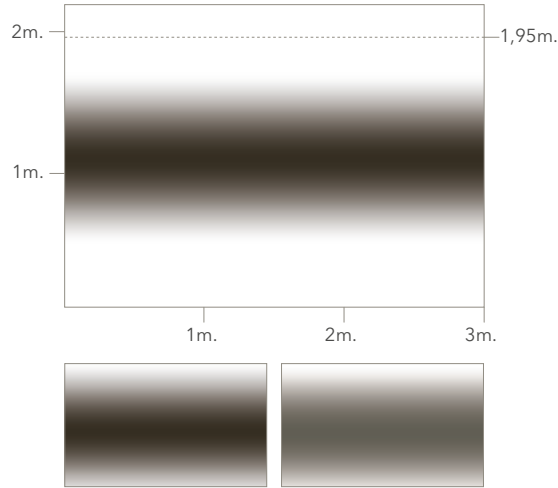
Range of designs

CLASIK FOG



B	C

 Ref. CL-10-02



Ref: CL-10-02 CL-10-07

COMPLETE COLLECTION IN
VIRTUAL DECORATOR 4.0




FASHION CHICAS



B	C

 Ref. FA-02-02

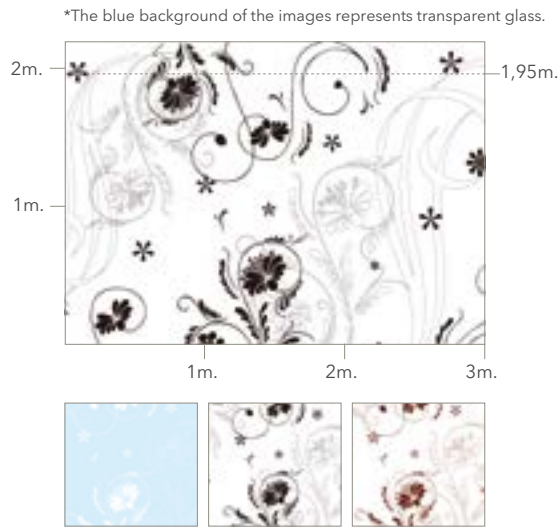


CLASIK VINTAGE



A

 Ref. CL-01-02



Ref: CL-01-01 CL-01-02 CL-01-05

FOREVER COLLECTION

TREND



B	C

 Ref. FO-24-03

DOTS



B	C


 Ref. FO-25-22

FASHION TYPE



A	B

 Ref. FA-03-0206



TRIANGLE



B	C

 Ref. FO-26-05


ORGANIC



B	C

 Ref. FO-27-20

ARROW



MEDIUM



DIGIT



RAYAS




BOLD



WHOLE



DEGRADÉ



BARROK




ITALIC



MALLA



SPLASH



VOLUTAS



REGULAR



LIGHT



MARIPOSAS





**Thank you
for 30 years
of incredible projects**



PROFILTEK SPAIN, S.A. Ctra. Nacional 340 (Km. 938) - 46510 Quartell (Valencia), Spain
MANAGEMENT: Tel. 962 605 145 - Fax 962 602 525 | **CUSTOMER SERVICE:** Tel. 962 602 062 - Fax 962 602 742
www.profiltek.com | export@profiltek.com

LEGAL NOTICE

Prices valid (except for misprints) while stocks last. This catalogue supersedes all previous ones. PROFILTEK reserves the right to make partial or complete modifications, and to withdraw the catalogue without prior notice and with no obligation to supply any of the models presented. The decoration, details, characteristics and tonalities of the colours that appear in this catalogue are not binding on the manufacturer and / or the distributor.



profiltek.com