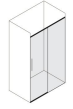
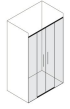


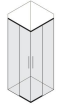
AVAILABLE MODELS:



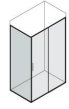
SA-310



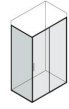
SA-325



SA-320



LDF-SA



LDF-SA
A.MED

COMMON FEATURES OF THE SERIES:

- Bathtub and shower enclosure with sliding panels.
- 6 mm safety glass.
- Profile finishes in Polished Silver and Black.
- Berna handle as standard.
- Bearings adjustable in height by 4.5 mm.
- 15 mm profile offset on each side.
- Equipped with contact locking profile.
- Panel anti-fall system.
- Without lower guide.
- Panel release system.
- Reversible enclosure.
- Teknoclean included.

FINISHES:

- Anodized profiles in gold y black.

COMPOSITION/MATERIALS:

Profiles:Aluminium. Alloy 6063

Metallic pieces:Zamak, Steel

Chromed plastic covers:ABS

Transparent plastic lids:ABS

Rollers:Steel ball bearings, brass inside track, POM outside track

Seals:PVC

TESTS:

The SALMA collection complies with the European standard EN 14428, exceeding all the tests stipulated therein, as detailed below.

Characteristic to be tested	Assessment method	Compliance criteria	Apt
Cleanability	Visual examination. (4.2)	Free from sharp corners, edges and burrs. (4.2)	✓
Impact resistance / shatter properties	R100, 40 particles minimum. (5.1, 5.2)	Thermally toughened safety glass. (4.3)	✓
Corrosion resistance	240 hours in salt spray. (4.4.2)	Corrosion-proof. (4.4.2)	✓
Resistance to chemicals and stains	Reagents: acids, alkalis, alcohols,bleaches, staining agents. (5.3)	Not showing permanent staining or deterioration. (4.4.3)	✓
Resistance to wet and dry cycling	Wet and dry 50 cycles. (5.4)	Not showing any cracks, crazing or discoloration after 50 cycles. (4.4.4)	✓
Endurance	20.000 closing-opening cycles. (5.5)	Not showing any functional deterioration. (4.4.5)	✓
Stability	Resistance to impact. (5.6)	Resists the impact without any functional deterioration. (4.4.6)	✓
Water retention	Watertightness. (5.7)	Retains water. (4.4.7)	✓

QUALITY CERTIFICATES:



MODEL EXAMPLE:

